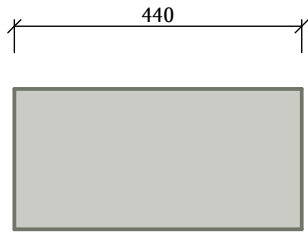
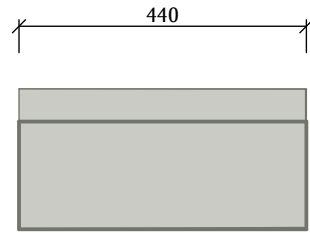
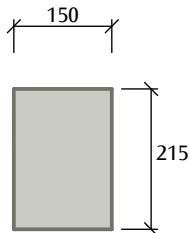


TecCast ARCHITECTURAL COMPONENTS

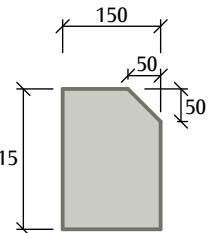
TecLite TecStone Pennine Stone TecCast TecLite TecStone Pennine Stone TecCast TecLite TecStone Pennine Stone



Elevation



Elevation



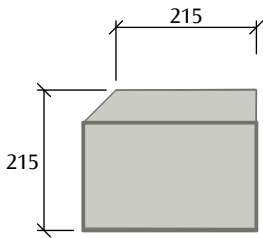
Plan

Sub Plinth Block
MA12
Weight: 30.5kg



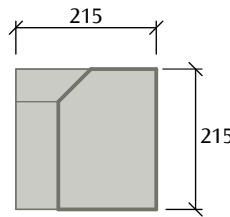
Plan

Plinth Block
MA13
Weight: 28.7kg



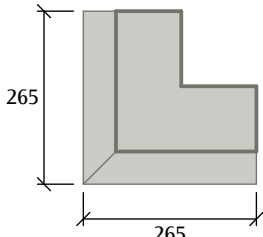
Elevation

Plinth 90°
External Return
MA14
Weight: 21.2kg
MA69 Includes Drip Returns

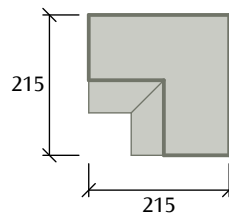


Elevation

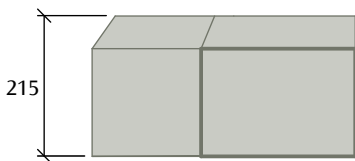
Plinth 90°
Internal Return
MA15
Weight: 18.6kg
MA70 Includes Drip Returns



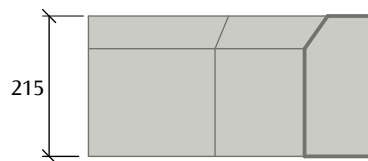
Plan



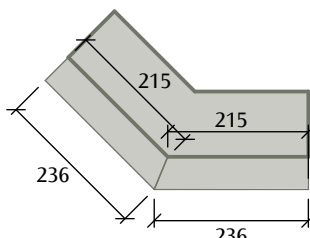
Plan



Elevation

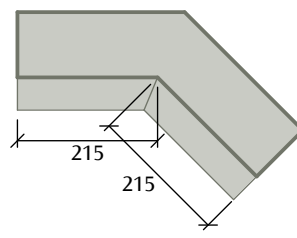


Elevation



Plan

Plinth 135°
External Return
MA16
Weight: 31.2kg



Plan

Plinth 135°
Internal Return
MA17
Weight: 31.2kg



"Tested by BBA, so you don't have to"