
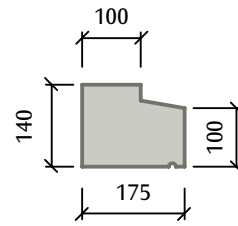


# TecCast RENDER TO BRICK STRINGS



Elevation



Plan

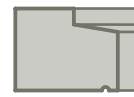
String  
**SC16**  
Weight: 47.3kg/m

⊕ shows position of lifting inserts if required



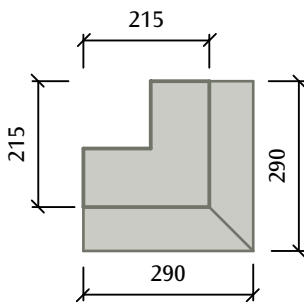
Elevation

90° External  
Return  
**SC17**  
Weight: 18.6kg

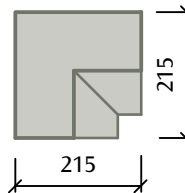


Elevation

90° Internal  
Return  
**SC18**  
Weight: 12.6kg



Plan



Plan



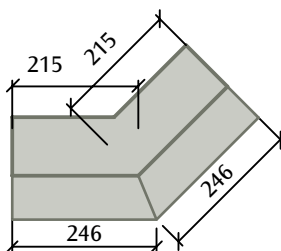
Elevation

135° External  
Return  
**SC19**  
Weight: 19.6kg

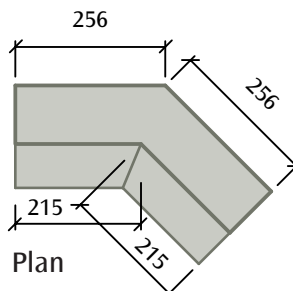


Elevation

135° Internal  
Return  
**SC20**  
Weight: 21.0kg



Plan



Plan

Designed for use with render below & brick above  
Compatible Cill: CL15, see page 12