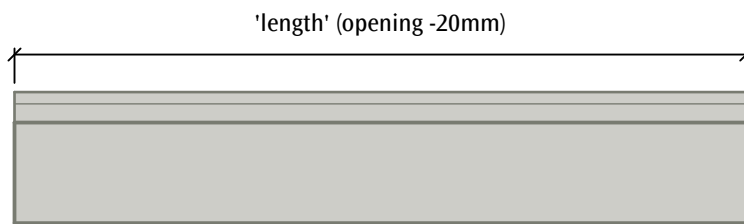


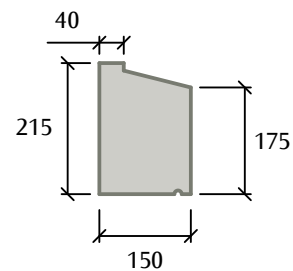
# TecCast TRADITIONAL CILLS



**Elevation**

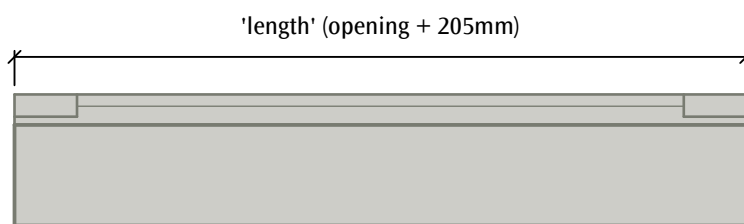


**Plan**




Slip Cill  
**CL22**

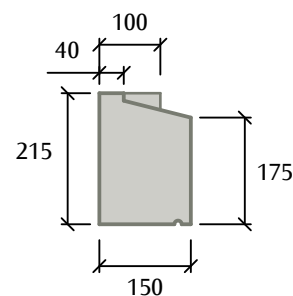
Weight: 63.6kg/m



**Elevation**

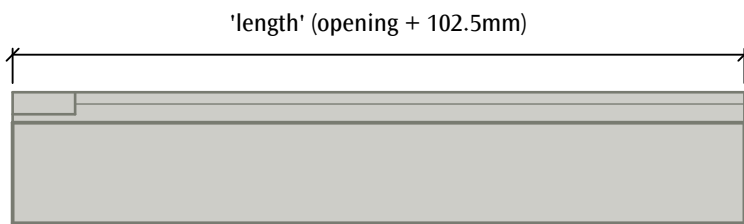


**Plan**




Stooped Cill  
**CL23**

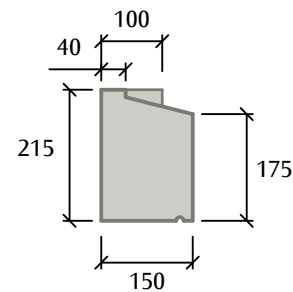
Weight: 63.6kg/m  
Also available with  
140mm stools - ref CL24



**Elevation**



**Plan**



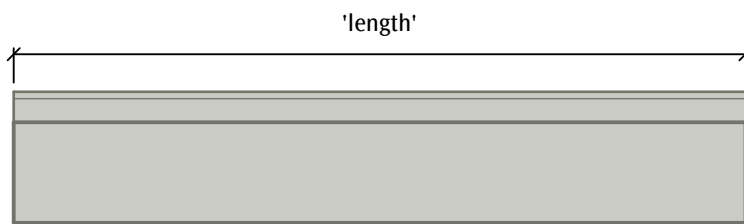
Once Stooped Cill  
**CL25**

Weight: 63.6kg/m  
CL25L for left (shown)  
CL25R for right

Lifting sockets can be incorporated if required



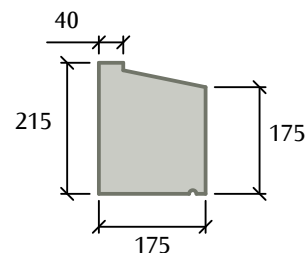
# TecCast TRADITIONAL CILLS



**Elevation**

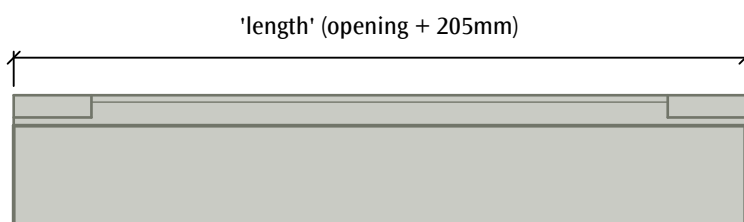


**Plan**

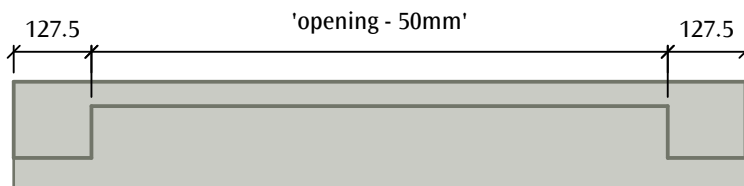


Slip Cill  
**CL26**

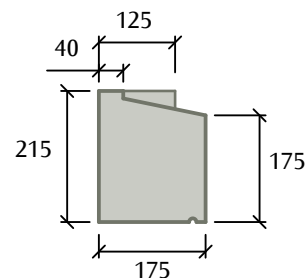
Weight: 74.4kg/m



**Elevation**



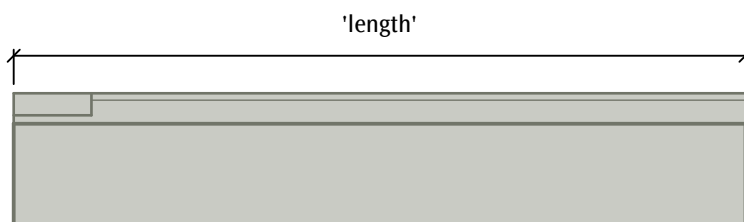
**Plan**



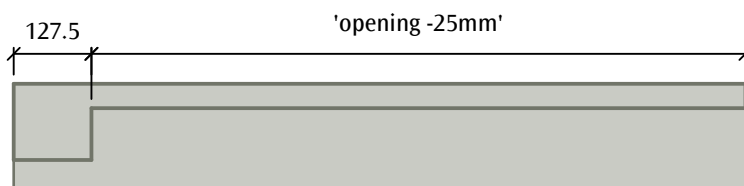
Stooled Cill  
**CL27**

Weight: 74.4kg/m

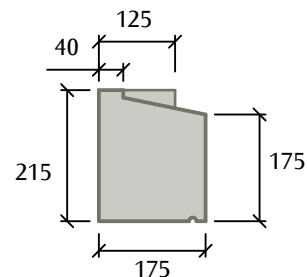
Also available with  
140mm stools - ref CL28



**Elevation**



**Plan**



Once Stooled Cill  
**CL29**

Weight: 74.4kg/m

CL29L for left (shown)

CL29R for right

All dimensions assume maximum 25mm Render  
Lifting sockets can be incorporated if required

